

GET UP AND DOWN

ERIC JOHNSON

Oakmont C.C.,
Oakmont, Pa.
(Top 100 since 2009)



What's your definition of a pitch shot, as opposed to a chip? For me, a pitch is any shot near the green that, in order to reach the hole, must travel farther in the air than it does on the ground. Pitching situations happen a lot during a round, so it's important to get the technique down cold. It's a specific shot, not simply a "longer chip," as many weekend players define it. Here's how it's done.

Be Pitch-Perfect

There are four things you must do to catch pitches crisp and create a trajectory with more carry than roll.

Address

Spread your weight evenly between both feet. Position the ball a little forward of center in your stance, and point the grip of your club at your zipper. Setting the shaft vertically like this gives you extra loft without making you open the face.

Backswing

Instead of a big arm swing, focus on hinging your wrists. This creates a noticeable angle between your left arm and the clubshaft, which provides the steepness needed for crisp contact.

Downswing

Unhinge your wrists as you turn through impact, which undoes the angle you created in your backswing. Your goal is to get your left arm and shaft to form as straight a line as possible when you strike the ball. This provides the "pop" you need to fly the ball farther than it rolls.

Finish

Continue turning toward the target, keeping your left arm and clubshaft in a straight line. This keeps the clubface square, so you catch the shot crisply and hit it straight.

FOUR STEPS TO PERFECT PITCHES

Hinge the club, then release it for the ideal blend of carry and roll




Watch this on your iPad or tablet. Visit golf.com/allaccess.




Scan this photo to watch a video of this lesson. See p. 6.


ANGUS MURRAY (5)




Even weight distribution, shaft vertical.



Maximum wrist hinge.



Align your left arm and the shaft at impact.



Unwind without rehinging your wrists.

